



How to Select the Right Chairmat

Choose a chairmat for your floor type, too light a chairmat causes premature cracking.

Choose an anti-static to reduce the risk of an electric shock or in areas with computers or electronic equipment.

Determine Your Flooring Type

Once you realize you need a chairmat, choosing the right one is extremely important. The proper chairmat for your environment will provide years of protection.

Economy

1/4" thick, including padding such as commercial or rubber backed carpets



Berber/ Standard Pile

3/8" thick, including padding such as Berber carpets



Medium/ High Pile

1/2" thick, including padding and high pile carpets



Plush/ Medium Pile

3/4" thick, including padding such as plush carpets



Deep Plush Pile

3/4" thick including padding such as deep pile and shag carpets




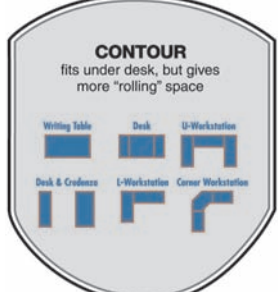

Hard Floor

Hard floors such as vinyl, wood and various tiles



A quick tip for measuring carpet thickness:

- Straighten the end of a paper clip.
- Sink straightened end of paper clip into the carpet so that it penetrates the carpet backing and reaches to the floor below. (You may have to wiggle the paper clip to force it through the carpet backing).
- Grab the paper clip with your thumb and index finger at the point that it is flush with the top of the carpet. Be sure that you are not matting down the carpet with your hand. Then measure distance between your fingers and the end of paper clip.



Assembly needed. Please call for details.

‡Too large, heavy or fragile to ship UPS. LA

Visit Our Website For The Most Current Pricing & Selection.